




# First Stages of Reading

- Read to your children as much as possible.
- Look at pictures in the book to discuss events, characters, feelings and emotions.
- Using vocabulary such as:
  - front cover
  - author
  - illustrator
  - blurb
  - characters
  - events

# Speed Sounds



Simple Speed Sounds										
Consonant sounds - stretchy										
f	l	m	n	r	s	v	z	sh	th	ng
										nk
Consonant sounds - bouncy										
b	c	d	g	h	j	p	qu	t	w	x
	k								y	ch
Vowel sounds - bouncy						Vowel sounds - stretchy				
a	e	i	o	u	ay	ee	igh	ow		
Vowel sounds - stretchy										
oo	oo	ar	or	air	ir	ou	oy			

[https://www.youtube.com/watch?v=IwJx1N\\_SineE](https://www.youtube.com/watch?v=IwJx1N_SineE)

Please still continue with reading!


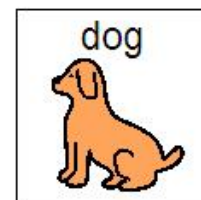

1.2

# Fred talk

Green  
Cards



d-o-g



Segment & Blend



# “Split Diagraph”

## “Diagraph”

ai



snail in the rain

1. snail, snail, tail, chain, paint, snail, chain,  
train, rain, rain



make a cake

3. make, shake, cake, name, same, game, save,  
brave, late, date

a-e




blow the snow

2. blow, snow, slow, show, know, flow, glow

ow

# Fred talk

## Green Cards



Segment & Blend

Oh No!

red words

Grotty

grapheme ☹️



Learn by sight

the

# Learn by sight

red words

my

the

be

they

you



# After the blending...

- Once the child begin to pick up blending, they will move onto a reading book.
- They are all banded by colour.
- Your child will be given a book appropriate to their ability.
- **Important to have depth.**

# Where Next...

- Read with you child as much as possible.
- Show them variety of reading e.g. number plates, recipes, shopping.
- Read as much as you think they need.
- Younger children may only read a few pages a night.
- Please read to them too!
- Take them to the library.
- Create a love for reading!
- Most of all don't make reading a chore!!!

# Comprehension

- Don't just read the book!
- characters
- events
- beginning, middle and end
- feeling/Emotions
- talk about own experience
- create there own/different endings/change of character

# Other ways you can help us

- Understand how we deal with behaviour in school
- Know our school priorities
- Get involved with our community





# Behaviour in school

We have 4 clear rules which were agreed with the children in a whole school assembly and are revisited in class and assembly time.

## **Our school rules are:**

- **To show good manners and respect to everyone.**
- **To be a good sport, be kind and play safely.**
- **To look after our own and our school equipment.**
- **To follow instructions, listen carefully in order to become outstanding learners.**



# Dealing with inappropriate behaviour

- If there are behaviour issues with a child then there is usually a reason for this:
- Tiredness, illness, high absence, lateness, unsure of their boundaries, upset about friendship groups, learning difficulties on a particular aspect of their work.
- Communication is the key here - in order to offer support and maintain the wellbeing for all children.

# Home School Agreement

## Parents will endeavour to:


- ✓ Ensure that their child arrives at school on time, with the correct equipment and named school uniform.
- ✓ **Inform school about any problems which might affect learning or behaviour in the morning via the office or with teacher after school**
- ✓ Give support with reading and other home learning and link this to family activities.
- ✓ Encourage commitment to extra-curricular activities.
- ✓ Attend parents consultations and other curriculum meetings.
- ✓ Support the school's policies, school rules and guidelines for behaviour.
- ✓ **Ensure that the child attends school for all sessions with the exception of medical circumstances.**
- ✓ Ensure that the school has up to date contact information and that your child's medical records are up to date eg. allergies, inhalers.
- ✓ Support the school's Healthy status and ECO schools with regard to healthy lunch boxes, snacks and promoting a waste-free environment.
- ✓ Access online information safely to a secure home email address.

# Main School Priorities

**1. Teaching and Learning: proportion making and exceeding is high compared to national standard**

**Focus on assessment for learning, pupil voice, feedback and marking.**

**Impact : Pupils clear about learning and understand importance of next steps.**



## 2. Growth Mind-set :

whole school approach to encourage independence and positive attitude to learning



### Challenge yourself

- I can't do it YET!
- Try different methods
- Use resources to help you
- Listen and respond to feedback
- Learn from mistakes



### 3. Creative curriculum to encourage pupils to be proud of their achievements.

- Topics with strong links to maths and English.
- 'Wow' moments
- Visits and visitors
- Project based homework
- Presentations/ productions for parents (one per class per year)





# Support for our school community

- We currently have a vacancy for a parent Governor
- PTA – an important and fun way to support the school. We need a committee to organise key fundraising events
- Then parents/ friends can offer support and make new friendships
- AGM in school tomorrow at 7.30pm